

To: Michele Lebleu Burns

From: Mallory Newell, Office of Research and Planning

Date: 5/13/2024

Subject: Drug and Alcohol Use Survey, Spring 2024

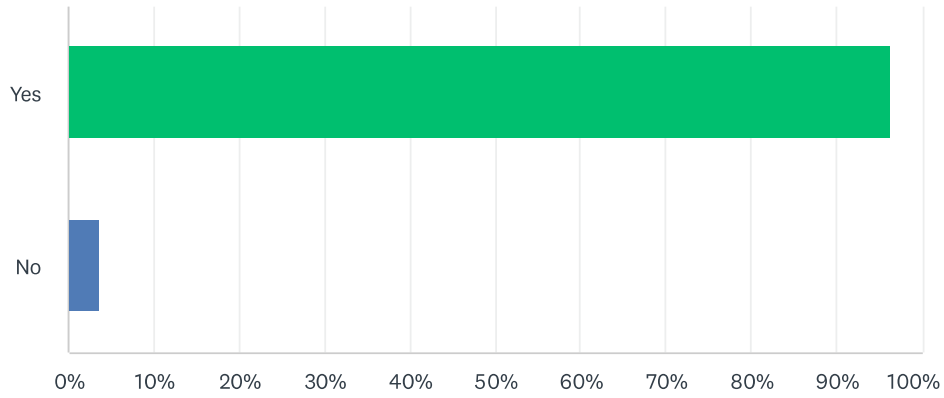
Overview: The research office designed a survey in collaboration with the health center to gather student's use of drugs and alcohol. The survey was emailed to a random sample of 2,000 students enrolled after census in spring 2024 with a valid email address and first name on file. The survey was sent on April 29 with a reminder sent on May 6, and closed on May 10. This resulted in 108 responses with 104 consenting that they are at least 18 years old and agree and willing to participate in the survey for a response rate of 5.2%.

Key Findings:

- The majority of survey respondents report not using tobacco, alcohol, cannabis or other drugs in the past 3 months.
- Of students who reported using a substance in the past 3 months, alcohol was used at the highest rate with 21% of respondents using alcohol 1-2 times, followed by 13% 3-9 times, all other respondents reported not using alcoholic beverages.
- Tobacco was reported to be used 1-2 times by 10% of respondents, followed by 3-9 times for 4% of respondents, all other respondents reported not using tobacco or other nicotine delivery products in the past 3 months.
- Cocaine was used by 2% of respondents 3-9 times and by 1% of respondents 1-2 times, all other respondents reported not using cocaine in the past 3 months.
- The majority of respondents identified as female (55%) while 38% identified as male which resulted in a higher response rate for females students than in the total student population in spring 2024 (49%).
- The majority of respondents identify as Asian or Asian American (44%) which is similar to the student population (45%). 19% of respondents identify as Hispanic or Latino/a/x, which is lower than the student population (25%).

Q1 Do you consent that you are at least 18 years of age and agree to willingly participate in this survey?

Answered: 108 Skipped: 0



ANSWER CHOICES	RESPONSES	
Yes	96.30%	104
No	3.70%	4
TOTAL		108

Q2 Indicate your level of use of the following products in the last 3 months:

Answered: 92 Skipped: 16

	NONE	1-2 TIMES	3-9 TIMES	10-19 TIMES	20-30 TIMES	40+ TIMES	TOTAL
Tobacco or nicotine delivery products (cigarettes, e-cigarettes, Juul or other vape products, water pipe or hookah, chewing tobacco, cigars, etc.) Alcoholic beverages (beer, wine, liquor, etc.)	82.61% 76	9.78% 9	4.35% 4	0.00% 0	0.00% 0	3.26% 3	92
Alcoholic beverages (beer, wine, liquor, etc.)	63.74% 58	20.88% 19	13.19% 12	1.10% 1	0.00% 0	1.10% 1	91
Cannabis (marijuana, weed, hash, edibles, vaped cannabis, etc.) [Please report nonmedical use only.]	90.22% 83	4.35% 4	2.17% 2	2.17% 2	0.00% 0	1.09% 1	92
Cocaine (coke, crack, etc.)	96.74% 89	1.09% 1	2.17% 2	0.00% 0	0.00% 0	0.00% 0	92
Prescription stimulants (Ritalin, Concerta, Dexedrine, Adderall, diet pills, etc.) [Please report nonmedical use only.]	98.91% 91	0.00% 0	1.09% 1	0.00% 0	0.00% 0	0.00% 0	92
Methamphetamine (speed, crystal meth, ice, etc.)	98.91% 91	0.00% 0	1.09% 1	0.00% 0	0.00% 0	0.00% 0	92
Inhalants (poppers, nitrous, glue, gas, paint thinner, etc.)	98.90% 90	0.00% 0	1.10% 1	0.00% 0	0.00% 0	0.00% 0	91
Sedatives or Sleeping Pills (Valium, Ativan, Xanax, Klonopin, Librium, Rohypnol, GHB, etc.) [Please report nonmedical use only.]	98.91% 91	0.00% 0	1.09% 1	0.00% 0	0.00% 0	0.00% 0	92
Hallucinogens (Ecstasy, MDMA, Molly, LSD, acid, mushrooms, PCP, Special K, etc.)	97.80% 89	1.10% 1	1.10% 1	0.00% 0	0.00% 0	0.00% 0	91
Heroin	98.91% 91	0.00% 0	1.09% 1	0.00% 0	0.00% 0	0.00% 0	92
Prescription opioids (morphine, codeine, fentanyl, oxycodone [OxyContin, Percocet], hydrocodone [Vicodin], methadone, buprenorphine [Suboxone], etc.) [Please report nonmedical use only.]	97.83% 90	1.09% 1	1.09% 1	0.00% 0	0.00% 0	0.00% 0	92

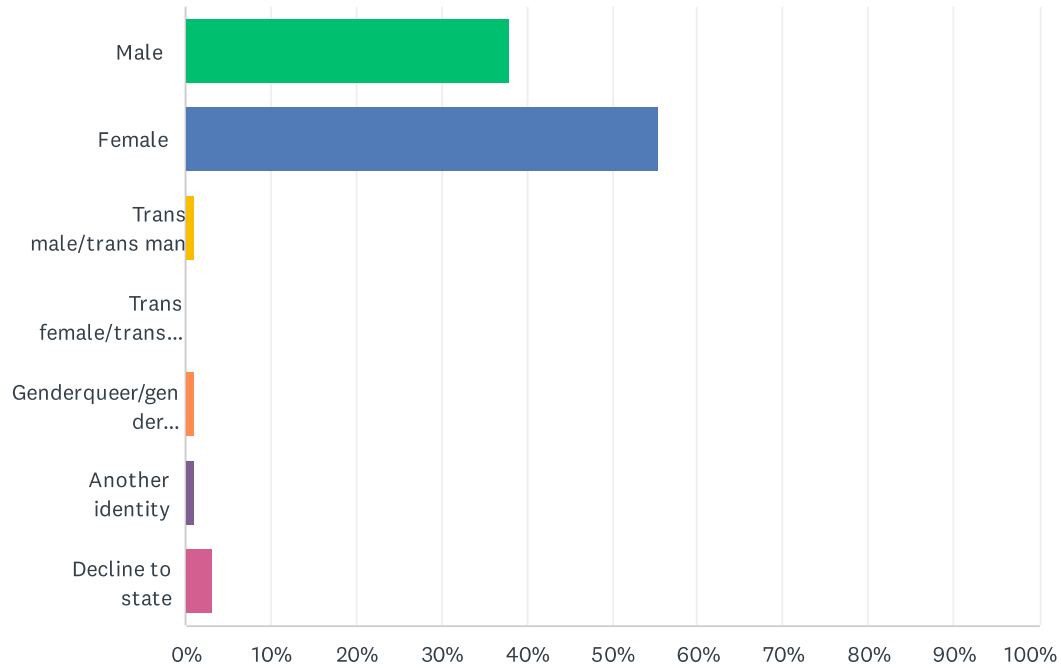
Q3 Indicate if you experienced any of the following in the last 12 months when under the influence of drugs or alcohol:

Answered: 92 Skipped: 16

	YES	NO	DOES NOT APPLY	TOTAL
Did something I later regretted	5.43% 5	57.61% 53	36.96% 34	92
Black out (forgot where I was or what I did for a large period of time and cannot remember, even when someone reminds me)	5.43% 5	60.87% 56	33.70% 31	92
Brownout (forgot where I was or what I did for short periods of time, but can remember once someone reminds me)	5.49% 5	61.54% 56	32.97% 30	91
Got in trouble with the police	1.11% 1	67.78% 61	31.11% 28	90
Someone had sex with me without my consent	1.09% 1	66.30% 61	32.61% 30	92
Had sex with someone without their consent	1.09% 1	66.30% 61	32.61% 30	92
Had unprotected sex	5.43% 5	60.87% 56	33.70% 31	92
Physically injured myself	2.17% 2	64.13% 59	33.70% 31	92
Physically injured another person	1.09% 1	66.30% 61	32.61% 30	92
Seriously considered suicide	3.26% 3	61.96% 57	34.78% 32	92
Needed medical help due to overdose	1.10% 1	65.93% 60	32.97% 30	91

Q4 What is your gender identity?

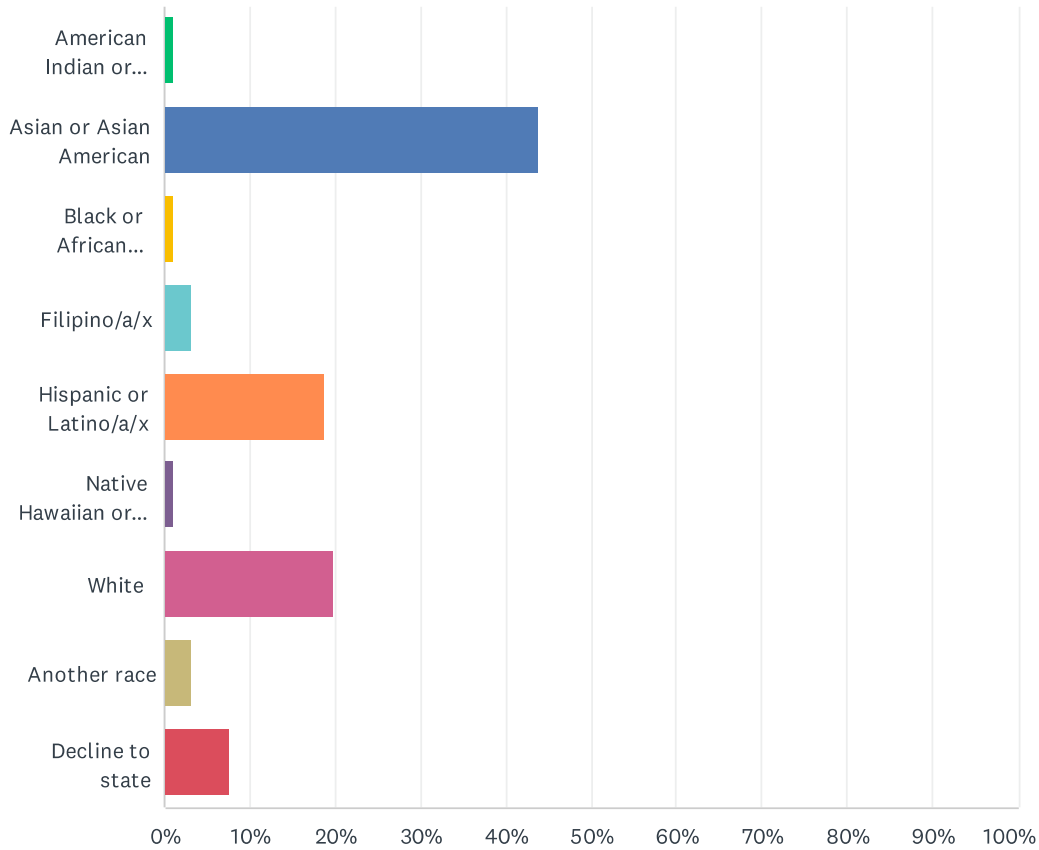
Answered: 92 Skipped: 16



ANSWER CHOICES	RESPONSES	
Male	38.04%	35
Female	55.43%	51
Trans male/trans man	1.09%	1
Trans female/trans woman	0.00%	0
Genderqueer/gender non-conforming	1.09%	1
Another identity	1.09%	1
Decline to state	3.26%	3
TOTAL		92

Q5 With which race or ethnicity do you most identify?

Answered: 91 Skipped: 17



ANSWER CHOICES	RESPONSES	
American Indian or Alaska Native	1.10%	1
Asian or Asian American	43.96%	40
Black or African American	1.10%	1
Filipino/a/x	3.30%	3
Hispanic or Latino/a/x	18.68%	17
Native Hawaiian or other Pacific Islander	1.10%	1
White	19.78%	18
Another race	3.30%	3
Decline to state	7.69%	7
TOTAL		91